








ERGONOMICS IN HEALTH



SIMPLICITY - ADAPTABILITY - DURABILITY

CONTENT

MEDICAL READING TABLES		03
	Whitestone Workstations	04
	Deluxe Ergo Tier	06
HEIGHT ADJUSTABLE STANDING DESKS		08
	Ergo Tier	09
	Dual Tier	14
	Single Tier	18
MOBILE COMPUTER DATA CARTS		22
	Point-of-Care Carts	23
	Telemedicine Carts	26
	Telescopic Carts	28
	Mobile Laptop Carts	29
	Mobile Tablet Carts	31
	Mobile Pole Carts	32
	Mobile Laboratory Carts	34
	Radiology Detector / Cassette Holders	35
	Teleconference Carts & Solutions	36
	Smart Carts Fixed Height Desks	38
WALL-MOUNTED SOLUTIONS & FLOOR POSTS		39
	i-Center	39
	Computer Wall Mount Workstations	41
	Ceiling Mounted Monitor Arms	43
COMPLIMENTARY SERVICES		45
	The Creation of An Ergonomic Environment	45
	Work Surface Shape Options	46
	Full-Spectrum Colors	49
	From Concept to Intallation	50

About AFC Industries

Since our founding in 1994, AFC Industries has been supporting healthcare and technical professionals in the Public, Private and Training sectors. We create healthier workspaces by designing and manufacturing high-performance ergonomic products that adapt to users.

We devise, design, and manufacture with purpose. From mobile carts and computer stations to ergonomic workstations that integrate well in today's work environments. Our ergonomic products solve functional problems with simplicity and technology.

We are true solution creators for a functional, productive and healthier work places.

MEDICAL READING TABLES

Radiology - Cardiology - Mammography

The medical reading workstation is the ultimate height-adjustable sit or stand desk for Radiology and Imaging. Complete with electronic adjustment functionality which includes surface height and surface tilt adjustment for sit-stand positions; the vertical and horizontal adjustment of the monitor brackets can be set for optimum focal lengths.

Our sit or stand desks are loaded with valuable new enhancements, as well as, a full array of electronics, lighting, power, cable management that improves user performance and comfort. The experience brought about by these workstations with cutting-edge technological and engineering ingenuity is unparalleled in comfort, precision of desired position adjustment and over all architecture- from its heavy duty build to configurable components and multi- functional elements.



WHITESTONE WORKSTATION

HEIGHT ADJUSTABLE
STANDING DESKS

The **Whitestone™** Radiology Line delivers world-class performance with an industry-leading user experience. Our interactive workstations are designed with 3 principles in mind: adaptability, durability and efficiency. They integrate with PACS and RIS systems seamlessly, providing Radiologists with a powerful tool that ensures comfort and high performance.

Electronic Monitor Mounts

LCD Monitor Arms on telescopic drives with electronic adjustment of monitors' height and focal length

Partition

Acoustical partition that blocks out distracting noise

Cooling System

Dissipate heat quickly with the advanced environmental control system

Work Surface

Bumper molded edges on high-pressure laminated finish

Lighting

Adjustable LED backlight with dimmer control alleviates eye strain and improves readability of images

Electronic Height & Tilt

Easy electronic adjustment of the work surface height and tilt. Digital readout for desk height with four memory presets. This enables every user to preserve optimal settings

SKU 772127

Electronic Adjustments

Desktop Surface Height

Desktop Tilt

Monitor Height

Monitor Focal Length

Features & Benefits

- Electronic adjustment of work surface height and tilt
- Independent electronic adjustment of monitor platform height and focal length (forward/backward motion)
- Digital readout of surface height, and multiple switches to preserve settings
- Super strong monitor arm supporting monitors up to 50 lbs.
- Particle-board-core top with your choice of high pressure laminate finish edged with bumper molding
- Now available in Grey, a well muted color to match most decors and with non-reflective fabric panels
- Ambient LED backlighting with dimmer switch
- Acoustical partition that blocks out distracting noise
- Full or split bottom shelves
- Pop-up data ports and a built-in USB hub embedded in the work surface

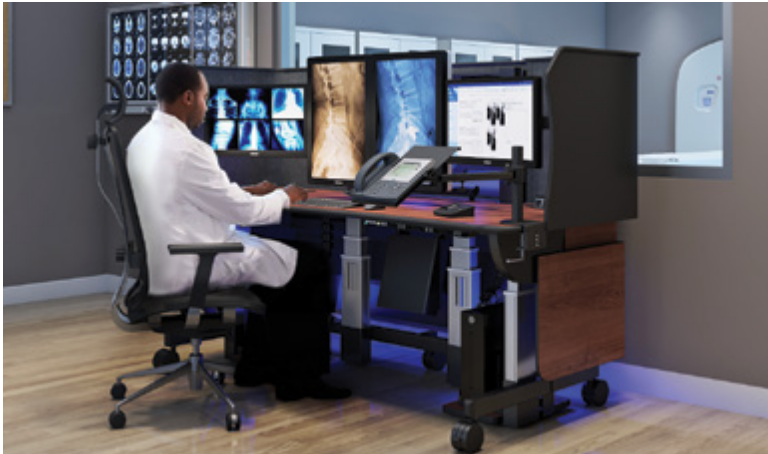
Color Options













Optional

- Advanced warm/cool air environmental control system regulated at the workstation (optional)

* Visit our website
to see more accessories



Specifications

	Work Surface W x D	84" x 34"
	Work Surface Lift	From 28" to 47"
	Monitor Mount Capacity	50 lbs.
	Unit Weight Capacity	400 lbs.
	Monitor Vertical Stroke	19"
	Monitor Focal Length Stroke	12"
	Tilt	15 °
	VESA	All Monitor Mounts
	Casters	Five, 4" Casters Two Are Lockable
	Warranty	Refer To Our Website For Warranty

DELUXE ERGO TIER



The **Deluxe Ergo Tier™** workstation is designed to meet the need for easy electronic adjustment of the work surface height and tilt, as well as independent monitor positioning for height and focal length. The workstation can be enhanced with privacy partitions, shelving, computer storage, and other accessories.

Electronic Monitor Mounts

LCD Monitor Arms on telescopic drives with electronic adjustment of monitors' height and focal length

LED

LED Task Light with adjustable neck

Laminate Finish

Pressurized and scratch-resistant long-lasting laminates in a variety of colors

Lighting

Adjustable LED backlight with dimmer control alleviates eye strain and improves readability of images

Electronic Height & Tilt

Easy electronic adjustment of the work surface height and tilt. Digital readout for desk height with four memory presets. This enables every user to preserve optimal settings

Electronic Adjustments

- Desktop Surface Height
- Desktop Tilt
- Monitor Height
- Monitor Focal Length



Specifications

	Work Surface W x D	84" x 40"
	Work Surface Lift	From 28" to 47"
	Monitor Mount Capacity	50 lbs.
	Unit Weight Capacity	400 lbs.
	Monitor Vertical Stroke	19"
	Monitor Focal Length Stroke	12"
	Tilt	15 °
	VESA	All Monitor Mounts
	Casters	Five, 4" Casters Two Are Lockable
	Warranty	Refer To Our Website For Warranty

Features & Benefits

- Electronic adjustment of work surface height and tilt
- Independent electronic adjustment of monitor platform height and focal length (forward/backward motion)
- Cold-rolled 11-gauge steel frame with epoxy-powder-coated finish
- Particle-board-core top with your choice of high-pressure laminate finish edged with bumper molding
- Four, 4" casters (two of them locking)

Color Options



Optional

- Metal privacy partition affixed to the workstation, with or without acoustical material
- Advanced warm/cool air environmental control system regulated at the workstation
- Monitor brackets shown can support up to 50 lbs. Heavy duty brackets are available for heavier monitors
- Adjustable ambient LED backlighting with dimmer switch
- Pop-up data ports and a built-in USB hub embedded in the work surface
- Full or split bottom shelves

* Visit our website
to see more accessories

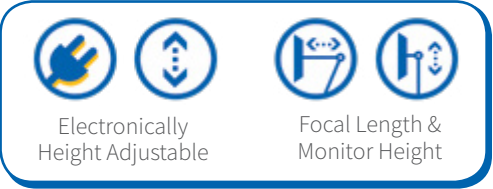
HEIGHT ADJUSTABLE STANDING DESKS

Making work comfortable and productive

At AFC Industries, we take the science of work place ergonomics very seriously. We understand that different users have different needs. AFC workstations are electronically height-adjustable at the touch of a button. Independent adjustment of monitor height and focal length for optimal viewing. Digital readouts to preserve and easily return to your ideal settings for surface and monitor placement. Available with surface tilt and a host of valuable features. Our flexible workstations come in a wide variety of sizes, shapes, multi-tiered designs, and color options that accommodate virtually any location and workplace need. Truly flexible, adjustable and they adapt to you!



ERGO TIER




AFC's height adjustable and durable workstations are designed with ergonomic intelligence to support a wide range of users and needs. They help to reduce stress and injuries, and allow radiologists, healthcare, business and security professionals to work more comfortably and effectively.

The **Ergo Tier™** has independent, electronic height adjustment of the work surface and monitor platform. This is but one of the 5 monitor platform choices available to you (see page descriptions).



Features & Benefits

- Electronic adjustment of work surface height
- Electronic adjustment of monitor platform height
- Electronic or manual adjustment of monitor platform focal length (forward/backward motion)
- Cold-rolled 11-gauge steel frame with epoxy-powder-coated finish
- High-pressure laminate finish edged with bumper molding or T-molding
- Carpet friendly glides or 4" casters for your choice




Color Options



Available work surface shapes see [page 46](#)

Electronically Adjustable Monitor Platform Options



EFX Series

- Electronic adjustment of monitor height
- Electronic adjustment of monitor focal length
- Side wings allow outer monitors to form an arc




FX Series

- Electronic adjustment of monitor height
- Manual adjustment of monitor focal length
- Side wings allow outer monitors to form an arc



RX Series

- Electronic adjustment of monitor height
- Horizontal sliding of each monitor on the track







ZX Series

- Electronic adjustment of monitor height
- Manual adjustment of each monitor focal length
- Horizontal sliding of each monitor on the track



TS Series

- Electronic height adjustment of monitor shelf
- Monitors can be free-standing or permanently attached



Electronically
Height Adjustable

Focal Length &
Monitor Height

Manual
Adjustment



Ergo Tier EFX SKU 772196

- Electronic adjustment of work surface height
- Independent electronic adjustment of monitor platform height and focal length (forward/backward motion)
- Strong monitor arm supporting monitors up to 50 lbs.
- Adjustable CPU holder
- Monitors vertical motion 19" Stroke

Specifications

Width: 60"
Depth: 34"
Height: 28" to 47"



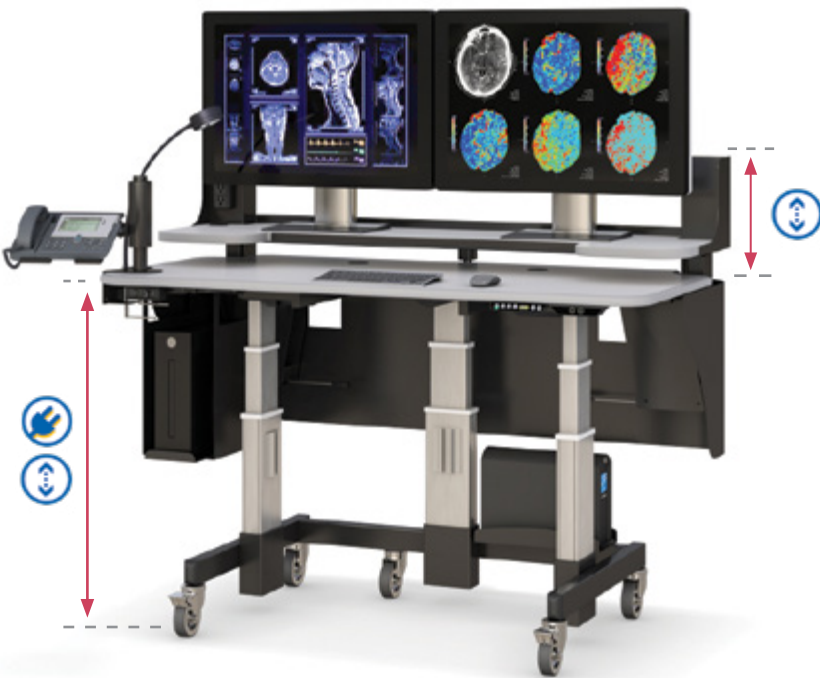
Soft Ergonomic
Shape

Ergo Tier TS SKU 772166

- Electronic adjustment of work surface height from 28" to 47" from the floor
- Independently, electronic height adjustable monitor shelf with a 12" upward stroke
- Shelf consists of a metal frame with a back edge safety lip; a laminated wood surface with T Molding for rigidity and room for the installation of a three outlet power strip
- Supports monitors of 25 lbs. or more either free-standing or permanently attached
- The height adjustable work surface with bumper molding is available in several shapes and colors to meet your ergonomic and decorative needs

Specifications

Width: 60"
Depth: 30"
Height: 28" to 47"



Ergo Tier ZX SKU 772164

- Electronically height adjustable monitor platform with four Z-series monitor arms sliding on 54" track
- Adjustable phone arm
- Pop-up data port and USB hub
- Ambi-Task, Red and White Light Combo
- LED task light
- Clamp-mount metal cup holder
- Wire management for a clear area
- Five, 4" casters (two of them locking)

Specifications

Width: 72"
Depth: 34"
Height: 28" to 47"



Soft Ergonomic
Shape

**L-shaped Corner
Ergo Tier FX** SKU 772394

- Electronically height adjustable corner desk
- Lockable caster wheels
- Multiple monitor mount
- Bottom shelf
- Flexible wire manager
- Telescopic posts
- Version shown supports 3 monitors

Specifications

Height: 28" to 47"



Corner III Shape



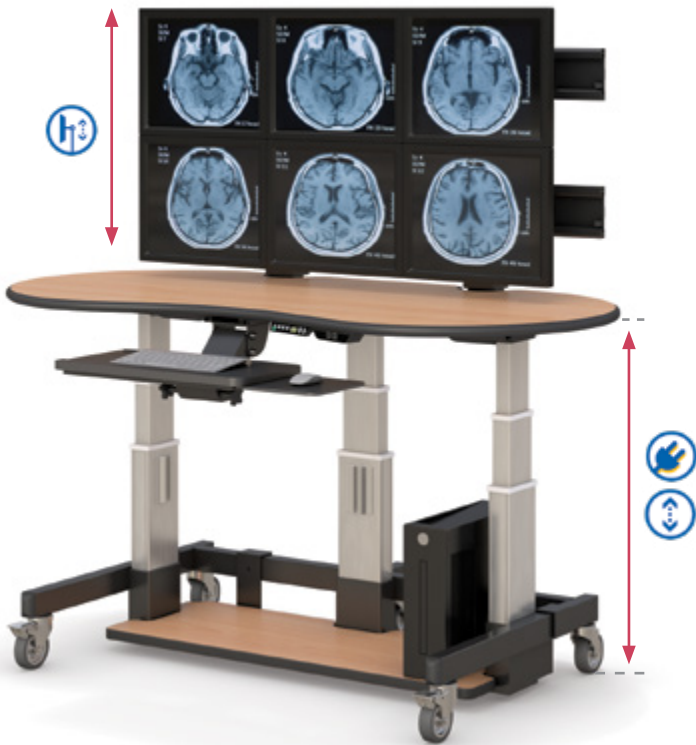
Ergo Tier ARC

SKU 772444

- Independent electronic height adjustment of work surface and monitor platform
- Soft ergonomic work surface shape
- Manual adjustment of monitor focal length and ability to rotate to the left and right
- Four, 4" casters, (the front two are locking)
- Up to 700 lbs. weight capacity

Specifications

Width: 72"
Depth: 36"
Height: 28" to 47"



Ergo Tier RX

SKU 771723

- Electronic adjustment of work surface height from 28" to 47" from the floor
- Bean-Shaped table top is designed to keep often used items arranged around you within easy reach
- Retractable keyboard tray with left or right slide out mouse tray
- Five, 4" casters (the front two are locking)
- Up to 700 lbs. weight capacity

Specifications

Width: 60"
Depth: 36"
Height: 28" to 47"



Bean Shape

DUAL TIER

The **Dual Tier** is ideal for professionals who require two independently adjustable surfaces to perform their tasks. At the touch of a button, the Dual Tier lets you adjust the height of the monitors and work surfaces from a seated to a standing position.

In its bifocal position, the monitors are lower than the work surface, ensuring a comfortable viewing angle. This flexibility delivers optimum body positioning and comfort.



Features & Benefits


- Independent electronic height adjustment of both tiers
- Customized ergonomic work surfaces available
- Cold-rolled 11-gauge steel frame with epoxy-powder-coated finish
- High-pressure laminate finish edged with bumper molding
- Four, 4" casters (two of them locking)

Color Options



Electronic Adjustments

- Tier 1 - Work Surface Height
- Tier 2 - Work Surface Height



Optional

- Advanced warm/cool air environmental control system regulated at the workstation
- Pop-up data ports and a built-in USB hub embedded in the work surface
- Top shelf
- Full or split bottom shelves
- Modesty panel
- Partitions with removable lower metal panel for back CPU access and continuous cable management

Available work surface shapes see [page 47](#)



DUAL TIER BANANA SHAPE

The Dual Tier workstations integrates functionality and aesthetics in its design elements. The bi-level work surfaces are both independently height adjustable, driven with electric powered, telescopic legs. At the push of a button, the height settings can be configured to suit the user's preference. AFC manufactures furniture and equipment that exceed the standards when it comes to practicality, ergonomic design and elegant craftsmanship.

This state-of-the-art equipment comes with 2 smart wiring cable drops, ambient and task light combo with an LED Cannon Head, phone holder, 2 metal CPU holders and heavy duty 4" casters.

SKU 772438



- Dedicated electronic height adjustment for each tier
- Special banana shape desktop keeps objects within easy reach
- Shown with eight Z-series monitor arms
- Dictaphone Arm
- Two CPU holders
- AmbiTask Light Combo with dimmer switch
- Two wire manager cable drops
- Metal cup holder
- Five, 4" casters (front two are locking)



Banana Shape

Dual Tier Hexagon Shape

SKU 771947


- A combined 38" deep work surface with bumper moldings
- Electronically height adjustable work surface
- Built with modesty panels on rear and side portions
- Three grommet holes on work surface for wire accessibility
- VESA compliant grommet mounted, 12" monitor poles
- Equipped with flexible wire manager
- Telescopic posts for smooth, quiet height adjustments

Specifications

Width: 90"
Depth: 38"
Height: 28" to 47"



Double Hex
Shape



Color Options



Dual Tier Standard Shape

SKU 771656

- Two, 60" wide soft ergonomic work surfaces, are independently, electronically height adjustable
- Each work surface is 16" deep
- Both surfaces are finished with Bumper Molding
- Three clamp-on table mounted monitor arms support monitors up to 17 lbs.
- A 16" deep bottom shelf
- Under desk wire management
- Four, 4" casters (two of them locking)

Specifications

Width: 60"
Depth: 36"
Height: 28" to 47"



Standard Shape



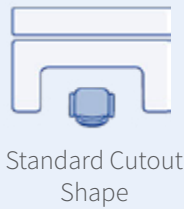
Dual Tier
Standard Cutout Shape

SKU 771661

- Two, 72" work surfaces, are independently, electronically height adjustable
- The front work surface is 32" deep and the rear one is 16" deep
- Both surfaces are finished with Bumper Molding
- A 16" deep bottom shelf is ideal for the CPU unit
- Four, 4" casters (two of them locking)

Specifications

Width: 72"
Depth: 48"
Height: 28" to 47"



Dual Tier
L Shape

SKU 772195

- Each surface is independently, electronically height adjustable
- Two L-shaped work surfaces allow this unit to easily fit into a corner location
- Both surfaces are finished with bumper molding
- Three pole mounts shown to hold 6 monitors. Each one includes the VESA compliant Z-arm mount that extends up to 16" and supports a monitor up to 50 lbs.
- CPU holder mounts under your desktop to free up additional space

Specifications

Width: 72"
Depth: 72"
Height: 28" to 47"



SINGLE TIER

The **Single Tier** is the perfect choice when different positions are required from a single workstation. With a full range of design options and accessories, the Single Tier is adaptable to any work environment. Electronic height adjustment makes the Single Tier versatile for multiple users. The cart can be enhanced with cabinetry, shelving, computer storage, lighting and other ancillary equipment.

MODALITY

- Office
- Corporate
- Open-plan



Features & Benefits

- Electronic adjustment of work surface height
- Variety of surface shapes available
- Cold-rolled 11-gauge steel frame with epoxy-powder-coated finish
- High-pressure laminate finish edged with T-molding/bumper molding
- Four, 4" casters (two of them locking)

Color Options



Electronic Adjustments

- Desktop Surface Height



Available work surface shapes see **page 48**



Single Tier
Soft Ergo Shape with Swing Arm

SKU 772433

- Electronically adjustable work surface
- Articulating monitor arms for the ultimate in focal length positioning
- The work surface supports up to 50 lbs.
- Swing lift arm levers or knobs for +/- 15 degrees tilt adjustment

Specifications

Width: 60"
Depth: 36"
Height: 28" to 47"



Soft Ergonomic
Shape


Single Tier
Standard Shape

SKU 771652

- Electronically height adjustable work surface
- The desk top can be edge finished in your choice of T-molding or bumper molding
- Supports either our grommet or clamp monitor mount systems
- Adjustable CPU holder
- Carpet friendly glides

Specifications

Width: 48" to 96"
Depth: 36"
Height: 28" to 47"



Standard Shape



Single Tier
Hexagon with Cutout Shape

SKU 771639

- Unit shown holds up to five monitors which are height adjustable with the table top
- The focal length of the monitors can be manually set with flexible arms
- 54" wide swing lift desk platform is ideal for sit to stand positioning
- Swing lift section and the entire work top are all edged with ergonomic bumper molding
- Two CPU holders are shown mounted under the table top to alleviate wire tension as the unit moves upward
- Six, 4" casters, for easy movement. The front two are locking for rigid stability when you need it

Specifications

Width: 94"
Depth: 48"
Height: 28" to 47"



Hex with Cutout
Shape



MODALITY

- Healthcare
- Private Surgeries
- Medical Centers



- MODALITY**
- Security
 - Command Center
 - Control Rooms
 - Surveillance

SINGLE TIER L SHAPE

A leading innovation in ergonomic furniture, this Single Tier L shaped console is electronically height adjustable capable of accommodating up to seven display monitors with focal length adjustment.

Single Tier workstations are at the forefront of ergonomic and technical solutions to enhance productivity and comfort in medical, industrial and office environments.



- Electronically adjustable work surface
- Unit shown holds up to seven monitors, using two electronically, height adjustable monitor platforms
- The focal length of the monitors can be manually set
- A 16" deep bottom shelf runs the entire length of the table

Specifications

Width: 84"
Depth: 84"
Height: 28" to 47"



Corner III Shape



FX Monitor Platform
Electronically high adjustable monitor arms

MOBILE COMPUTER DATA CARTS

Optimizing your mobile computing needs

Today's advancing technological world demands what we at AFC refer to as "Whenever ⇔ Wherever" access to data, including electronic medical records, radiology images, inventory data, sales reports, and more. The need has become ubiquitous, throughout all areas of healthcare facilities and professional functions — from radiology reading rooms to patient bedsides, operating rooms to conference rooms; in oncology, cardiology, nuclear medicine, labor and delivery, and more. AFC's array of durable mobile carts are designed to meet this growing need, while incorporating ergonomic features that make them adaptable to any user. Our height adjustable units are available in footprints as small as 19 inches for easy maneuvering in tight places. Security features protect both sensitive patient or company information and computer equipment. Our carts are built from materials for thorough cleaning and disinfection. Long-lasting batteries can be loaded so that carts can move from area to area without being connected to electrical outlets providing uninterrupted power to your workstation wherever and whenever you need it. Whatever your need is, AFC can build a mobile cart solution for you.



POINT OF CARE (P.O.C) CARTS

The **PC (Point-of-Care) Cart** is designed for maximum flexibility and streamlined movement. They combine enhanced functionality with the hallmark durability and ergonomic design of AFC’s mobile workstations. Our PC Carts enable physicians to bring advanced computer technology to the bedside, operating room and any other location where patients will benefit from today’s medical computer applications.

The PC Carts feature a low profile, small footprint, pneumatic (optional electronic) height adjustment, and support various LED monitors. For maximum portability, the carts can accommodate a battery power source (see page 30 for power supply options). Select from our range of monitor arms, CPU holders, keyboard trays and other accessories to complete your configuration.

Keyboard Tray

Keyboard and mouse tray, capable of tilt, swivel and slide for left and right-handed users

Manual Height Adjustable

Pneumatic height adjustable

Battery Powered

Safe to use battery can run for up to 25 hours (UL 60601-1 compliant)

Color Options

WHITE

BLACK

GRAY

Electronic Height Adjustable

Control switch for vertical adjustment

Mobility

5" casters with round tread wheels for easy movement with locking mechanism

Features & Benefits

- Sit-to-stand pneumatic height adjustment
- Thorough disinfection for clean room use
- Supports all-in-one computers as well as separate thin client and monitor
- Mounting for all-in-one computer or standard monitor VESA (75/100)
- Rounded phenolic, HDPE, laminate, or metal work surface
- Seamless integration of handles into the work surface for easy grip from any user position
- 5" casters with round tread wheels or 4" twin casters are available




Optional

- Electronic height adjustment
- Keyless electronic lock for utility drawer and divider to facilitate administration of care in two-patient rooms
- Phenolic retractable keyboard tray with ergonomic negative and positive tilt and swivel
- Anti-microbial finish (see inside back cover for more information)

POINT OF CARE CARTS

Configure Your Own Cart


WORK SURFACE

	Keyboard Tray	Drawer	Drawer and Keyboard Tray
 Metal Surface I	✓	✓	✓
 Metal Surface II	✓		
 Plastic Surface		✓	✓


CPU HOLDER OPTIONAL



MONITOR ARM



ACCESSORIES OPTIONAL



POLE



BASE



POWER SUPPLY OPTIONS

- These are recommended **power systems**
- Power supplies are only sold with carts

Modular Battery Power System For Medical Use

SKU 772573



The modular battery power system is a lightweight, high-capacity Lithium-Ion battery that delivers long, reliable run-times. The simple, stylish and ergonomic design n makes it easy for caregivers to install and remove the battery using a one-handed operation. Fast charge times (approximately 4 hours) when used with



Battery



Battery Charger



Battery
Charging Cabinet

Lithium Ion Phosphate Battery

SKU 772070



- UL 60601-1 compliant for safe use in all patient and non-patient areas
- Power alert software protects data and low-battery alarm can be muted
- IT Fleet management software for monitoring, programming, and management of PC 910s throughout a facility
- LED monitoring of battery status
- Advanced 3-stage charger accelerates recharging and increases safety
- Internal Automatic Transfer Switch allows power supply to run connected equipment while battery module is recharging



Battery Unit



LED Battery
Status Display Unit



Power Supply
Recharge Unit

Rechargeable Sealed Lead Acid Battery

SKU 772069

Battery
unit ▼



LED battery
status display unit ▲

▲ Power supply
recharge unit

We offer a Power Supply Unit with three main components:

Power Supply/Recharger (remains the same for any size battery) recharges the battery that it is connected to.

LED-Battery-Status Display shows amount of power in battery, alerting user to recharge battery by connecting to Power Supply/Recharger. The unit is generally attached to the monitor arm or in a visible location of the cart.

Battery available in three sizes, each determines run time (~4.3 hours, ~6.5 hours, and ~10 hours).

**Certain restrictions may apply to the electronic height adjustable cart*

TELEMEDICINE CARTS

AFC Industries' **Telemedicine Video Cart** provides a fully integrated mobile computing workstation. Telemedicine carts are designed to enhance the efficiency of health services through advanced video conferencing and patient monitoring applications. Features like, pneumatic height adjustment, HDPE work surface for easy cleaning and comfort, camera and monitor mounts for patient viewing, built-in handles for ease of mobility and battery power supply.

MODALITY

- Telehealth
- Remote Clinics

Telemedicine Video Conferencing Cart

SKU 772435



Mobility

Four, 4" double wheel casters (two are lockable)

CPU Holder

Adjustable holder for CPU tower



Large Monitor Holder

Specifications

	Base Width	19.5"
	Unit Height	62"
	VESA	All Monitor Mounts
	Casters	Four, 4" Double Wheel Casters Two Are Lockable
	Warranty	Refer To Our Website For Warranty

Features & Benefits

**some of the available options on these carts*

- Camera mount at top
- Laptop shelf
- Utility compartment (stand control, retractable cable, power supply)
- Speaker
- Monitor mount
- Component compartment at the bottom of cart



Telemedicine Cart with Battery Supply

SKU 772080

- Electronic telescoping stand adjustable from 29" to 44"
- Camera mount at top
- Utility compartment
- Side panels, ventilation windows
- Monitor mount
- Rear access door for enclosure
- Handle
- Keyboard and use tray
- Component compartment at the bottom of cart
- Speaker
- Four casters (front set are lockable)
- Power supply with approximate run time of 7 hours

Specifications
Width: 19.5"
Height: 37" to 49"



Height Adjustable Control Panel



Telemedicine Computer Cart

SKU 771899

- Pneumatically height adjustable from 30" to 42" from the ground
- Pole-mount camera shelf
- Pole-mount monitor arm with tilt & pan movements
- Lockable drawer
- Wire manager
- Base-mounted battery enclosure
- 4" casters
- PS-TL-54 Battery

Specifications
Width: 22"
Depth: 24"
Height: 33" - 42"



Telemedicine Pole Cart

SKU 772113

- Camera holder
- Transmitter holder
- Laptop shelf with drawer
- Mounting bracket for transformer
- Gray epoxy-powder-coated finish mounting pole
- Pole-mounted Monitor Arm, VESA compliant
- Handle for ease of movement
- Additional base weight for stability
- Five, 4" casters (two of them locking)

Specifications
Width: 26"
Depth: 26"
Height: 72" - 76"

TELESCOPIC CARTS

The **Telescopic Cart** is designed to accommodate tight spaces. The work surface is electronically height-adjustable to enhance comfort and ease of use, whether the operator is seated or standing. Mobile with stable locking casters, the strong, durable Telescopic Cart can be stationed wherever needed and makes adding an extra workstation easy and affordable. Available in different width and depth combinations, the cart can accommodate up to two flat panel monitors.

All sizes are customizable with grommet-mount or clamp-style monitor arms, multiple laminate finishes and colors, keyboard arms and trays, and larger casters for two additional inches of height.

Worksurface

High-pressure laminate with bumper molding

Height Adjustments





Electronic height adjustable telescopic post



Height Adjustable Control Panel



Specifications

	Unit Width	24", 30", 36"
	Unit Depth	24", 30", 36"
	Unit Height	30" - 46"
	Warranty	Refer To Our Website For Warranty

Features & Benefits

- Cold-rolled 11-gauge steel frame with epoxy-powder-coated finish
- Particle-board-core top with your choice of high-pressure laminate finish
- Work surface is electronically height-adjustable with optional electronic tilt
- Four, 4" casters (the front two are locking)

MOBILE LAPTOP CARTS



Our **Laptop Cart # LPC200** has Integrated handles on the front and rear for ease of maneuverability. All major contact surfaces are made with antimicrobial material with smooth and contoured edges. Sliding mouse tray accommodates left and right hand users. An additional base weight increases stability of the laptop cart. We offer multiple color combinations for easy identification and to match the surrounding decor.

Optional Hot Swappable Power Supply provides uninterrupted power to your workstation wherever and whenever you need it. Simply swap out the drained battery from the cart for a fully recharged battery (takes no time at all) from the recharging station for continuous workflow.




SKU 772114

Height Adjustments
Pneumatic powered telescopic drive for height adjustments

Stability
Additional base weight for increased stability



Integrated Handles on the front and rear



Upper Layer Lock & Height Adjustment Lock Lever

Specifications

	Work Surface W x D	18" x 25"
	Unit Height	31" - 47"
	Base Diameter	24"
	Casters	Five, 4" Casters Two Are Lockable
	Warranty	Refer To Our Website For Warranty

Features & Benefits

- Thorough disinfection for clean room use
- Built from cold-rolled steel with epoxy-powder-coated finish
- Laminate/phenolic/HDPE work surface
- Pneumatic height adjustment
- Integrated handles on the front and rear
- Right and left sliding mouse tray



MOBILE TABLET CARTS

At AFC Industries we are committed to creating end-user solutions driven by new technologies. The latest advancements in data access mobility point to the handheld tablet as an increasing popular device. Far more flexible and friendly than even small laptops, these handheld devices combine the features of a smart phone, a laptop, an iPad and a gaming console.

Our new tablet carts have a 23" diameter five-prong base footprint for inacreased stability. The TBC360-101 features a Z-series holder, and the TBC360-GN-201, a gooseneck tablet holder. This allows you to set the viewing angle at a comfortable setting for viewing podcasts, webcasts, reading journals and periodicals.




Tablet Cart with Z-arm SKU 772571

- Customized tablet enclosure to fit your particular model
- Lock levers allow up to 16" of height adjustment
- Pole-mount Z-arm with its 12" extension allows to position your tablet at any viewing level, angle and depth

	Unit Height	42"
	Base	24"
	Casters	Five, 4" Casters Two Are Lockable
	Warranty	Refer To Our Website For Warranty

Color Options



Tablet Cart with Flexible Arm SKU 772397

- Tablet holder on 24" goose-neck arm allows you to position your tablet at any viewing level, angle and depth
- Can only be used for tablets with a 7" or less display size

	Unit Height	30" - 50"
	Base	24"
	Casters	Five, 4" Casters Two Are Lockable
	Warranty	Refer To Our Website For Warranty



MOBILE POLE CARTS

The compact size and adaptable nature of the **Pole Cart** make it highly useful in a variety of applications and perfect for tight, high-traffic areas. It easily moves a computer system from one location to another and supports up to two flat-panel monitors, a keyboard, and a CPU. The Pole Cart can be adjusted from a seated to a standing position.



Height adjustable pole-mounted AFC 22 VESA-compliant monitor bracket



Cut-out provisions for wire management

Features & Benefits

- Steel pole with built-in wire management
- All individual components are height-adjustable and can be rotated 360° around the pole
- Pole finish: Multiple colors available (for standard colors, see page 49)

Specifications

	Unit Height	60", 72"
	VESA	All Monitor Mounts
	Warranty	Refer To Our Website For Warranty

* Visit our website to see more accessories

MOBILE POLE CARTS

Configure Your Own Cart

CPU HOLDER OPTIONAL



CPU Holder 1



CPU Holder 2

ACCESSORIES OPTIONAL



Laptop Shelf



Wire Management



Wire Basket



Power Cord



Handle



Utility Shelf





Printer Shelf





Camera Holder

MONITOR ARM

	Single Monitor Arm	Dual Monitor Arms	Heavy Duty Single Monitor Arm
 Monitor Arm	✓	✓	✓
 Monitor Z-Arm	✓	✓	✓

KEYBOARD TRAY

	Regular	With Z-arm
 Metal Keyboard Tray	✓	✓
 Plastic Keyboard Tray	✓	✓

POLE

- 52" Pole (Overall height with base 64")
- 64" Pole (Overall height with base 72")

BASE

 Round Wheel Base	 XLCD Base	 Battery Base
---	--	---



LABORATORY CARTS

MODALITY

- Medical Laboratory
- Clean-Room Environment

At AFC Industries, it is the ergonomic details which set our carts apart from all others. The constant addition of new equipment, systems and the inherent rapid redesign of the Laboratory requires furnishings that can easily be shifted to create necessary new workspaces, in an effective and timely manner, with minimal disruption of the operation.

Design features such as single or double monitor set-ups, easy reach wire racks and convenient drawer space for sterile supplies are just the beginning. Add the fact that every laboratory cart has smooth flow, and lockable, wheels for the ultimate in mobility and stability, and you have a laboratory environment that can meet you future needs.

Work surface

Ample space on work area

Adjustable Shelf

Additional space for hardware

Mobility

Four, 4" casters (front two are lockable)

SKU 772286



VESA-Compliant Monitor Mount



Rear Handle

Specifications

	Unit Width	24", 30"
	Unit Depth	18", 24"
	Unit Height	42"
	VESA	All Monitor Mounts
	Casters	Four, 4" Casters Two Are Lockable
	Warranty	Refer To Our Website For Warranty

Features & Benefits

- Cold rolled 11-gauge steel frame with epoxy-powder coated finish
- All-metal body enables disinfection and clean-room use
- Slide-out mouse tray
- Custom sizes available

SPINE SMART MOBILE DETECTOR HOLDER

The **SPINE SMART** height-adjustable mobile detector stand is used in applications with a digital radiography (DR) detector. It increases accuracy and decreases time per procedure, based on AFC engineering and design. A color-coded adjustable guide ensures optimal positioning of the detector, and the patient is supported by an acrylic lean guide and securing straps.




Features & Benefits

- Constructed using high-grade steel and aluminum allowing the unit to be disinfected thoroughly with standard medical cleaning agents
- Electronic height adjustment accommodates patients of various proportions
- Independent detector and grid holders allows for insertion and removal of detector without removing the grid
- Detector and grid can be rotated 90° in either portrait or landscape
- Color-coded adjustable markers allow easy detector positioning for image stitching
- Straps and a clear acrylic panel improve the accuracy of patient positioning
- Two front locking casters secure placement of the stand



Vertical or horizontal plate holder



Powercord holder for clutter free cables



Hand control switch

Specifications

- Footprint: 30"W x 22"D
- Imaging plate holder can move from 6" to 31" above the floor accommodating patients of various sizes

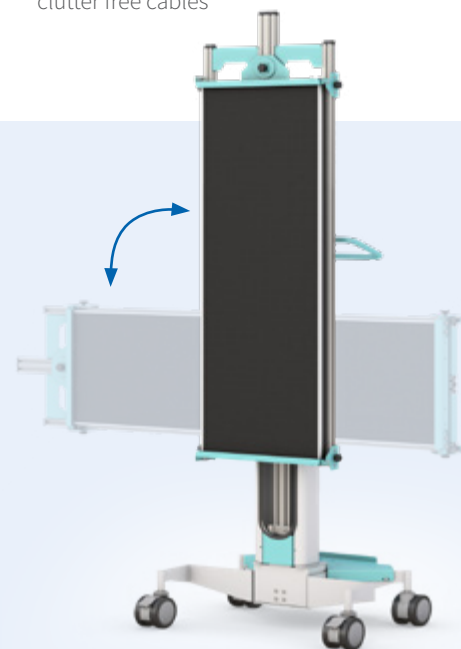
Mobile X-Ray Cassette Holder Cart

SKU 772123

- Constructed with high-grade steel and aluminum for easy disinfection with standard medical cleaning agents
- Pneumatic or electric height adjustment
- Adjustable cassette holder accommodates all standard cassette sizes such as 8"x10", 10"x12", 14"x17", 14"x34", 14"x50" and more
- Independent cassette and grid holders
- Cassette and grid can be rotated 90° in either portrait or landscape
- Small base footprint with large 4" wheels for mobility
- Front caster wheel set are lockable

Specifications

Width: 26.75" Height: 91"



TELECONFERENCE CARTS & SOLUTIONS

As technology has become an integral part of the workflow, the need for easy, convenient data access has grown. The **Teleconference Cart** is a durable, sturdy, adjustable and mobile solution for data and video access. Applications include teaching and training, meetings and presentations, teleconferences, telemedicine, signage and more. These units are ideally suited for government, military and other mission critical operations, commerce, healthcare, education and more.

The Teleconference Cart allows you to strategically bring a large flat screen and related electronic equipment wherever they are needed. It accommodates large flat screens with allowing tilt from -5° to +15°. All components of the Teleconference Carts are manually height adjustable. Internal wire management is enclosed by easy-to-remove access panels.

The Teleconference Cart can be configured according to the user's specific needs and enhanced with multiple options; such as double-monitor holder, retractable keyboard and laptop tray, additional shelves, CPU holder, camera holder for teleconferencing, telemedicine, and filming applications.



Features & Benefits

- Fits various size flat screens
- Monitor mount tilts from -5° to +15°
- Mobile and stable
- All components are individually height adjustable
- Built-in cable management with removable access panel

Specifications

- Utility shelf: 18"W x 16"D
- Footprint: 30"W x 30"D
- Four, 4" casters (the front two are locking)
- Overall height from the floor: 62"

Optional

- Multiple monitor holder
- Retractable keyboard / laptop tray
- Additional shelves
- CPU holder
- Camera holder
- Surge suppressor



Mobile Monitor Stand with Battery

SKU 772091

- Fits flat screens 23" - 60" weighing up to 50 lbs.
- Monitor mount tilts from -5° to +15° for optimum viewing
- Two metal trays 18"W x 16"D
- All mounted components are individually height adjustable
- Battery and plug-in charger located on the cart for true freedom of mobility
- Built-in cable management
- Unit height is 62" from the floor to the top of the mounting pole
- 30" x 30" footprint

Heavy-Duty Mobile Monitor Stand

SKU 771830

- Mobile and stable monitor mounting System
- Can support monitors up to 150 lbs.
- Convenient front shelf is 18"W x 16"D
- Built-in cable management with removable rear access panel and additional front panel access
- Base footprint is 48"W x 34"D
- Four, 5" casters (the front two are locking)
- Optional camera shelf for teleconferencing use



Conference Table



- Individual height adjustments for the monitor and table
- Monitor mount is compatible with all premium displays
- Holds up to 55" monitor
- Adjustable video camera holder
- Accommodates up-to 5 people comfortably
- Cinema presentation mode capable



Electronic Adjustments

- Desktop Surface Height
- Monitor Height




SMART CART

FIXED HEIGHT DESKS

The versatility offered by AFC's **SmartCart** makes it a wonderful addition to any work environment. With virtually limitless configurations and customization, this cart fits your needs perfectly. All SmartCarts are exclusively built from reinforced steel with pressurized scratch-resistant laminate surfaces, making them extremely strong and durable.

Choose from any combination of features and let us create the SmartCart that is right for you. No matter what your workplace requirements, you will find that our ergonomically designed SmartCarts enhance productivity and give you a lifetime of dependable and enjoyable service.



Features & Benefits

- Cold-rolled 11-gauge steel frame with epoxy-powder-coated finish
- Particle-board-core top with your choice of high-pressure laminate finish
- Customized ergonomic and standard work surfaces available edged with T-molding/bumper molding
- Work surface and shelves are height-adjustable in one-inch increments
- 16" deep split bottom shelf on either one or both sides provides leg space; full-length bottom shelf accommodates CPU or other computer-related equipment
- Carpet friendly glides

Specifications

- Widths: 18", 24", 30", 36", 48", 60", 72", 84", 96"
- Depths: 18", 24", 30", 36"

Color Options



Available work surface shapes see [page 48](#)

I-CENTER

The innovative, space-saving **i-Center** is an attractive wall-mounted workstation that enables computer access, wherever needed, without utilizing floor space. The i-Center includes a fold-down keyboard tray with a damper for smooth operation and a VESA-compliant monitor holder. It accommodates any standard computer and turns empty wall space into a handy work area.

The i-Center features all metal or laminated front and side walls that can be specified to match room décor, and mounts easily with grommet holes to allow cabling. It has a removable front panel with security screws to prevent theft.



Features & Benefits

- Removable front panel with optional security screws and lock for keyboard shelf to prevent theft
- Fold-down keyboard tray with damper for smooth operation
- VESA-compliant monitor holder
- Grommet holes for cabling
- All metal or laminated front and side walls can coordinate with room décor
- Custom sizes available

Specifications

Width: 21" - 40"
Depth: 3" - 9"
Height: 19.5" - 50"

Optional

- Self closing keyboard tray
- Optional accessories include: CPU enclosure, mouse holder, scanner holder, cable management, power strips, and fan


Wall Mounted Metal Enclosure Computer Workstation

SKU 772085

- Fixed VESA 75/100 mm monitor plate
- Two gas springs for easy opening and closing
- Complete with cut out holes for easy wiring and data drops
- Ventilation screens for air circulation
- All metal construction easy to clean and disinfect

Specifications

Width: 26" Depth: 4" Height: 26"



SKU 772086

Wall Mounted Laptop Workstation

- Two gas springs for easy opening and closing
- Electronic code, keyless cabinet locks for the ultimate in privacy and security
- Complete with cut out holes for easy wiring and data drops
- 2" grommet hole and an inside cutout for power cords
- Adjustable clamp-down system securely mounts the laptop

Specifications

Width: 25" Depth: 4" Height: 19.5"



SKU 772125

Wall Mounted Workstation

- Monitor holder is VESA 75/100 compliant and can hold up to 44 lbs.
- Removable front panel, with Plexiglas insert, provides easy access for initial installations. Security screws are used to secure the upper section
- Top panel mesh for ventilation and grommets for ventilation and wire feeding
- The cable raceway wire management system clamps, hides and secures cables away from the work surface
- Lower front panel is foldable keyboard tray 25"W x 7.8"D
- Lower front panel is equipped with a keyless/electronic lock for enhanced security

Specifications

Width: 27.5" Depth: 6" Height: 28"

COMPUTER WALL MOUNT WORKSTATIONS

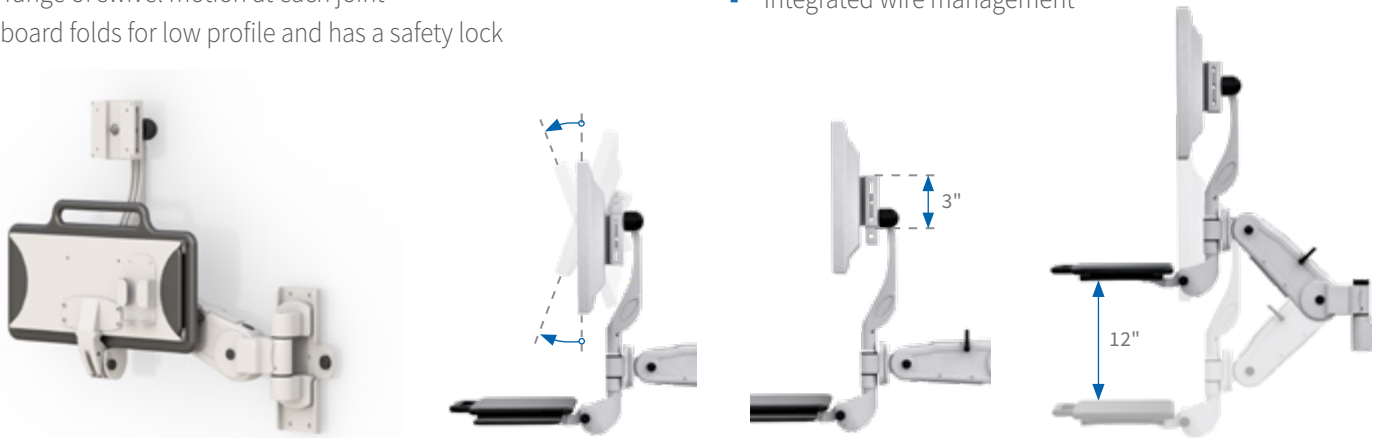
AFC's computer and laptop arm wall mounts are the perfect alternative when using a desk or a table is impractical. Because of its compact design, it frees up more valuable floor space. This space-saving computer workstation is the ideal solution when data access is needed



Features & Benefits

- Light-weight aluminum construction
- Anti-microbial coating for thorough disinfection
- Height locking mechanism at any position for safety, stability, and heavy load capacity
- Full range of swivel motion at each joint
- Keyboard folds for low profile and has a safety lock

- 34" when fully extended from the wall
- 10" when retracted and folded to the wall
- VESA 75/100 compliant monitor bracket
- Mouse holder is included
- Integrated wire management



COMPUTER WALL MOUNT

Configure Your Own Workstation

MONITOR ARM



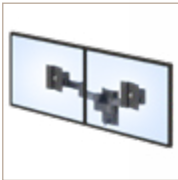
Combo Monitor Arm with
Keyboar Tray



Swivel Monitor Arm



Monitor Z-Arm
4" / 6" / 8"



Dual Monitor Z-Arm
4" / 6" / 8"

KEYBOARD TRAY



Foldable Keyboard
Tray



Retractable, Foldable
Keyboard Tray



4" / 6" / 8" Z-arm
Keyboard Tray

TRACK

72" / 60" / 48" / 36" / 24" / 18"



CPU HOLDER OPTIONAL



CPU Holder 101



CPU Holder
772398



CPU Holder
13-25

ACCESSORIES OPTIONAL



Utility



Wire Basket



CEILING MOUNTED MONITOR ARMS

The **Ceiling Mount** is a simple but sturdy LCD monitor arm that allows users to adjust the monitor at their required height and viewing angle. It also allows rotation and tilt positioning of the monitor. Cables can be wired through the tubing for connection to the monitor.

Ceiling Mounts come with a standard VESA 75/100 plate. Non VESA-compliant monitor holders are also available for large-scale monitors.

CEILING MOUNTED with Z-ARM

SKU 771592



VESA-Compliant Monitor Bracket & Z-arm Monitor Mount



Spring Loaded Knob Height Adjustment

Features & Benefits

- Allowing the user to adjust the monitor at their required height and viewing angle
- 15" stroke and can be locked into position with the spring-loaded knobs at 1" increments. It also allows rotation and tilt positioning of the monitor
- Can be mounted on to the ceiling and the cables can be wired through the tubing to be connected with the monitor
- Standard VESA 75/100 plate with a full extension arm of 17". It is recommended for monitor weighing 25lbs. or less

CEILING MOUNTED MONITOR ARM

SKU 772328


- Standard VESA 75/100 monitor mount
- Heavy duty mounting base



Standard VESA 75/100
monitor mount



Ceiling Attached Flange and
Wire Management Cut-out



CEILING MOUNTED ADJUSTABLE MONITOR ARM

SKU 772446

- Built in gas spring aids ease of movement
- VESA compliant to both 75mm and 100mm standards
- Weight capacity: 13.2 – 26.2 lbs.



Height adjustment
-20° to 60°

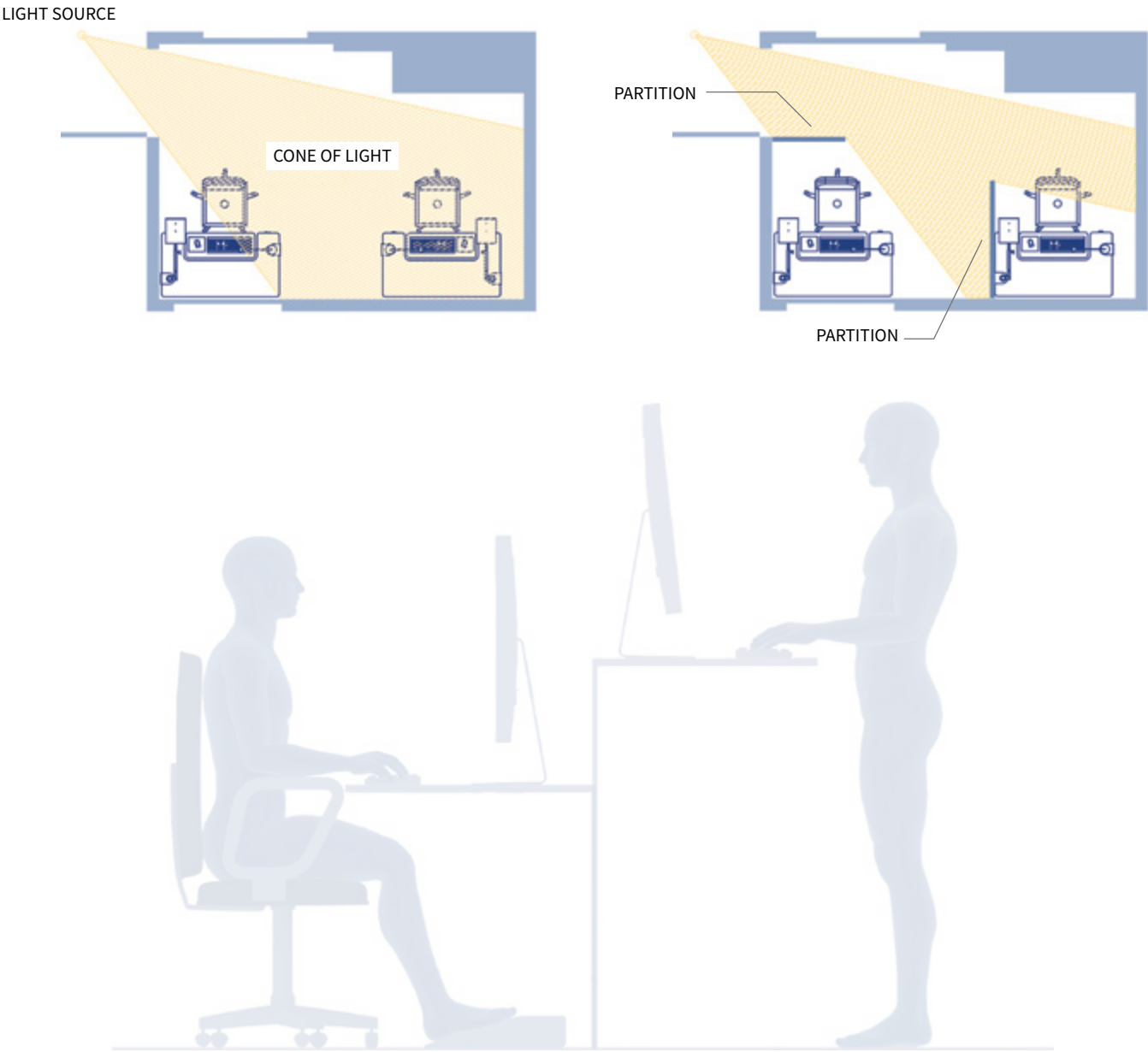


ROOM LAYOUT







The creation of an ergonomic environment



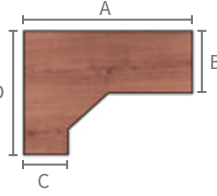
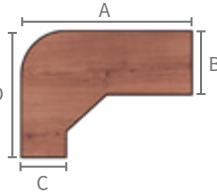
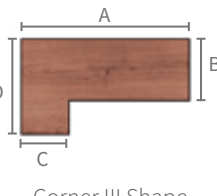
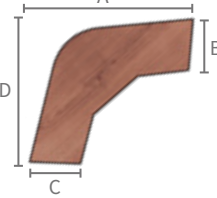
At AFC Industries, our engineers will work with your staff to audit your intended workspace. This will provide the optimum ergonomic solutions necessary for the room such as:

- Insuring that the electronic height adjustment of the work surface and the monitors are quick and silent
- Users ability to read/work, type while standing up
- Work surface height is matched to comfortable armrest height
- Monitor height and tilt is adjusted to user comfort independently from the table surface
- A footrest is critical to the relief of low back stress
- Monitor-eye distance should be adjustable
- The proper use and positioning of partitions to neutralize the glare from the Cone of Light







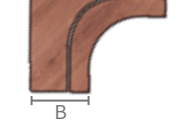




ERGO TIER Work Surface Shape Options

Work Surface Shape	Dimension
 Standard Shape	Width 36", 48", 60", 72", 84", 96" Depth 24", 30", 36"
 Standard with Cutout Shape	Width 48", 60", 72", 84", 96" Depth 24", 30", 36"
 Soft Ergonomic Shape	Width 36", 48", 60", 72", 84", 96" Depth 24", 30", 36"
 Light Ergonomic Shape	Width 60", 72", 84", 96" Depth 24", 30", 36"
 Deep Ergonomic Shape	Width 48", 60", 72", 84", 96" Depth 24", 30", 36"
 Bean Shape	Width 48", 60", 72", 84", 96" Depth 24", 30", 36"
 Ergonomic Hexagon Shape	Width 60", 72", 84", 96" Depth 24", 30", 36"


Work Surface Shape	Dimension
 ErgoHex with Cutout Shape	Width 72", 84", 96" Depth 48"
 Half Moon Shape	Width 93" Depth 46"
 Corner I Shape	A 48", 60", 72", 84", 96" B 24", 30", 36" C 24", 30", 36" D 48", 60", 72", 84", 96"
 Corner II Shape	A 48", 60", 72", 84", 96" B 24", 30", 36" C 24", 30", 36" D 48", 60", 72", 84", 96"
 Corner III Shape	A 48", 60", 72", 84", 96" B 24", 30", 36" C 24", 30", 36" D 48", 60", 72", 84", 96"
 Corner III Shape	A 48", 60", 72", 84", 96" B 24", 30", 36" C 24", 30", 36" D 48", 60", 72", 84", 96"

DUAL TIER Work Surface Shape Options

Work Surface Shape	Dimension	Tiers Depth
 Standard Shape	Width 48", 60", 72", 84", 96" Depth 32", 36", 40"	Front Tier Depth 16", 18" Back Tier Depth 16", 20", 24"
 Standard with Cutout Shape	Width 72", 84", 96" Depth 48"	Front Tier Depth 32" Back Tier Depth 16"
 Double Hex Shape	Width 90" Depth 38"	Front Tier Depth 18" Back Tier Depth 18"
 Diamond Shape	Width 72", 84" Depth 36"	Front Tier Depth 18" Back Tier Depth 13"
 Corner Shape	Width 48", 60", 72", 84", 96" Depth 68" - 112"	Front Tier Depth 12", 16" Back Tier Depth 16", 20", 24"
 Double L Shape	Width 72", 84" Depth 72", 84"	Front Tier Depth 16", 18" Back Tier Depth 16", 18"
 Double Square Shape	Width 72", 84" Depth 72", 84"	A 21", 24" B 36", 42"

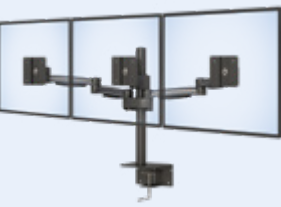
Work Surface Shape	Dimension	Tiers Depth
 Banana Shape	Width 64", 72" Depth 64", 72"	Front Tier Depth 16" Back Tier Depth 16"
 Double Halfmoon Shape	Width 93" Depth 46"	Front Tier Depth 38" Back Tier Depth 35.5"

Desktop Monitor Arm Options




Monitor Arm #AFC02

- Tilt range from -10° to 90°
- Joint swivels from -90° to 90°



Monitor Arm #AFCZ588-03

- Pivot upwards & downwards
- Joint swivels from -90° to 90°



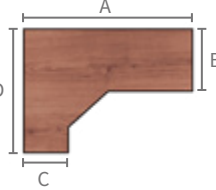
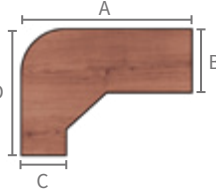
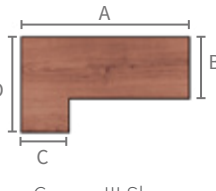
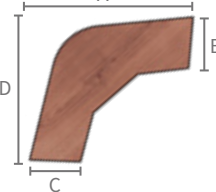


Z-arms with the track

- Z-arm slides left-right on the rail, plus the flexible motion of the extension allows precise positioning of the monitors and the distance of the screens to you
- 20" full extension of each arm

SINGLE TIER & SMART CART Work Surface Shapes Options


Work Surface Shape	Dimension
 Standard Shape	Width 36", 48", 60", 72", 84", 96" Depth 24", 30", 36"
 Standard with Cutout Shape	Width 48", 60", 72", 84", 96" Depth 24", 30", 36"
 Soft Ergonomic Shape	Width 36", 48", 60", 72", 84", 96" Depth 24", 30", 36"
 Light Ergonomic Shape	Width 60", 72", 84", 96" Depth 24", 30", 36"
 Deep Ergonomic Shape	Width 48", 60", 72", 84", 96" Depth 24", 30", 36"
 Bean Shape	Width 48", 60", 72", 84", 96" Depth 24", 30", 36"
 Ergonomic Hexagon Shape	Width 60", 72", 84", 96" Depth 24", 30", 36"

Work Surface Shape	Dimension
 ErgoHex with Cutout Shape	Width 72", 84", 96" Depth 48"
 Half Moon Shape	Width 93" Depth 46"
 Corner I Shape	A 48", 60", 72", 84", 96" B 24", 30", 36" C 24", 30", 36" D 48", 60", 72", 84", 96"
 Corner II Shape	A 48", 60", 72", 84", 96" B 24", 30", 36" C 24", 30", 36" D 48", 60", 72", 84", 96"
 Corner III Shape	A 48", 60", 72", 84", 96" B 24", 30", 36" C 24", 30", 36" D 48", 60", 72", 84", 96"
 Corner III Shape	A 48", 60", 72", 84", 96" B 24", 30", 36" C 24", 30", 36" D 48", 60", 72", 84", 96"


Anti-microbial Paint

AFC now offers the added protection of anti-microbial powder-coat finishes on its products to provide protection against a broad spectrum of bacteria and micro-organisms. When applied to wall mounts, and work stations the risk of spreading harmful bacteria and viruses is greatly reduced.


Laminate




HDPE



Frame



Molding



High-density Polyethylene (HDPE)

A new kind of anti-microbial protection upgrade now available in many of AFC’s polymer sheets, slabs and massive shapes. HDPE helps products stay cleaner between cleanings and inhibits the growth of product-damaging microorganisms, including bacteria, algae and fungi on the surface. Microbe cell walls that come into contact with HDPE are destroyed on contact, without creating opportunities for adaptive or resistant strains to form. Because the anti-microbial agent is bonded at the atomic level throughout the sheet, it will not leach out of the product. This means the agent retains its effectiveness throughout the life of the product and does not harm the environment.

It is safe, non-toxic and non-hazardous to ship and handle. The product is EPA-registered and listed with the FDA as a modifier to medical devices.

Products made using AFC’s polymers with HDPE are easy to clean, disinfect and keep hygienic using standard cleaning procedures. Constant use of cleaning solutions will not affect any polymer.

**All images shown throughout this catalog are for illustration purpose only. Actual products may vary.*

COMPLIMENTARY SERVICE



FREE Consultation

At AFC we want to get it right the first time, every time, to create a great custom environment for our Customers. That’s why we will come to you to ensure we are maximizing your space and that everything is measured up just right. We will work with your team, at no charge to you, from the beginning to the end of your project.



FREE Project Support

Our team is here to assist you with your vision. We have the experience to help with your project and pride ourselves in going above and beyond to not just meet, but exceed your expectations.



FREE Design Service

We want to use our many years of experience creating spaces to take full advantage and help you go beyond your imagination. With some of the most mechanically advanced products, we will help you achieve your goals, all at no additional cost to you.



Customization

AFC can easily customize all products to adapt to your professional and individual requirements. Whether you need help choosing the right components to configure a product or are considering a complete room redesign, our staff is committed to offering you assistance every step of the way.

Customer Support

Our experienced sales and engineering teams are here to walk you through the process from the smallest to largest jobs. Building rapport with our customers is a driving force throughout the relationship and is maintained during the entire project including follow-up.

Delivery

We deliver our products fully assembled to ensure maximum quality and convenience for our customers. White-Glove service available please call us for more details.