



workFLO™

Maneuvering through
your workflow with ease.

The workFLO product solutions deliver elegant simplicity
for today's fast-paced healthcare environment.



workFLO™

	Single Monitor/ All-in-One Workstation	Laptop Workstation	Documentation Workstation Adjustable Height	Documentation Workstation Fixed Height	Device Mount Roll Stand
Height Adjustable	✓	✓	✓		
Antimicrobial Surfaces	✓	✓	✓	✓	✓
Additional Accessories	✓	✓	✓	✓	✓
Tracking Caster for Easy Mobility	✓	✓			

With a lightweight and streamlined design, the workFLO series supports and enhances delivery of care.

KEY BENEFITS



Computer Security
Options



Antimicrobial
Surfaces



Lightweight
Design



Accessory
Portfolio



Easy Height
Adjustment



Stable
Maneuverability

From single monitor workstations to device stands, workFLO helps deliver better patient experiences through its streamlined and easy-to-manuever design.



SINGLE MONITOR / ALL-IN-ONE WORKSTATION WF-CSX-AH

Height Adjustment Range: 898-1198mm (35-47in)
Weight Capacity: 10kgs (22lbs)
Lift Mechanism: Gas spring push button actuation
Work Surface: Antimicrobial work surface on all composite and powder coated materials
Tech Bay: Key lock computer security with universal key. Optional key codes available
Casters: 127mm (5in) – 3 locking, 1 directional/ tracking caster for ease of mobility
Mounting Options: Single Monitor, Secure (no drift) positioning with Tilt/Swivel VESA 75/100 mount, or Tablet mount
Main Material: Aluminum alloy/Stainless steel/ ABS(VO)
Cart Weight: 29.9kgs (66lbs)
Cart Footprint: 538mm x 574mm (21.19in x 22.58in)



LAPTOP WORKSTATION WF-CLX-AH

Height Adjustment Range: 898-1198mm (35-47in)
Weight Capacity: 10kgs (22lbs)
Lift Mechanism: Gas spring push button actuation
Work Surface: Antimicrobial work surface on all composite and powder coated materials
Tech Bay: Key lock computer security with universal key. Optional key codes available
Casters: 127mm (5in) – 3 locking, 1 directional/ tracking caster for ease of mobility
Mounting Options: Laptop with optional security bracket
Main Material: Aluminum alloy/Stainless steel/ ABS(VO)
Cart Weight: 27.7kgs (61lbs)
Cart Footprint: 538mm x 574mm (21.19in x 22.58in)



DOCUMENTATION WORKSTATION ADJUSTABLE HEIGHT WF-RLX-AH

Height Adjustment Range: 800-1050mm (31.5-41.5in)
Weight Capacity: 8kgs (17.6lbs)
Lift Mechanism: Gas spring push button actuation
Work Surface: Antimicrobial work surface on all composite and powder coated materials
Casters: 62.5mm (2.5in) – 5 locking
Mounting Options: Laptop with power adapter containment basket, standard; optional laptop security bracket and tablet mount
Main Material: Aluminum alloy/Stainless steel/ ABS(VO)
Cart Weight: 12.7kgs (28lbs)
Cart Footprint: Ø604.5mm (Ø23.8in) maximum



DOCUMENTATION WORKSTATION FIXED HEIGHT WF-RLX-FH

Height Adjustment Range: 1000mm (39.5in)
Weight Capacity: 10kgs (22lbs)
Work Surface: Antimicrobial work surface on all composite and powder coated materials
Casters: 62.5mm (2.5in) – 5 locking
Mounting Options: Laptop with power adapter containment basket, standard; optional laptop security bracket and tablet mount
Main Material: Aluminum alloy/Stainless steel/ ABS(VO)
Cart Weight: 9.1kgs (20lbs)
Cart Footprint: Ø 604.5mm (Ø23.8in) maximum



DEVICE MOUNT ROLL STAND WF-RDM-FH

Height Adjustment Range: 1065mm (42in) with rear handle
Weight Capacity: 15kgs (33lbs)
Casters: 62.5mm (2.5in) – 5 locking
Mounting Options: Side Plate
Main Material: Aluminum alloy/Stainless steel
Cart Weight: 5.4kgs (12lbs)
Cart Footprint: Ø 604.5mm (Ø23.8in) maximum

Equipment changes over time and our line of accessories can be added or removed to fit your application needs.



Side Supply Bin Kit
WF-SSUPBIN



Rear Supply Bins Kit
WF-RSUPBINS



Rear Supply Basket, Polymer
WF-RSUPBASK-P




Extended Rear Handle, Steel
WF-EXRHAND



Front Supply Basket, Wire
WF-FSUPBASK-W



Tablet, Surface Mount
AM-TABMNT-S



VESA Mount, Tilt/Swivel
WF-VESA-MNT



VESA Mount, Light Duty
WF-VESA-MNT-LT




Tablet Mount, Tilt/Swivel
WF-TAB-MNT




Drawer, Single, Locking
WF-DRWR-SL



Bracket, Scanner Cradle, Code 2600
WF-SCNBRKT-CD2600



Bracket, Printer, Zebra QLN220
WF-PBRKT-ZQLN2




e-Signature Pad, VESA Mount
WF-SIGNPAD-VESA




Bracket, Scanner, VESA Mount
WF-SBRKT-VESA



Cup Holder, VESA Mount
WF-MEDCUP-VESA



Roll Stand Laptop Security Bracket
WF-RLT-SECBRKT



Laptop Security Bracket
WF-CLT-SECBRKT



Contact your TouchPoint Medical representative to learn more and discuss additional accessories specific to your point-of-care application. Visit touchpointmed.com/contact to get in touch with your local representative.